


AMRAD  **Medical**



DFMT ELITE

PREMIER RADIOGRAPHIC SYSTEM

Performance, Versatility and Value

Designed for high-volume throughput for hospitals, orthopedics and medical imaging facilities. The DFMT Elite can perform a broad range of exams while optimizing technologist productivity and patient workflow. Simplicity and functionality provide broad positioning capability for patient procedures, including cross-table laterals. Feature-rich controls and ease of use enables the technologist to focus on patient care.



Overhead Patient Handgrip

For lateral exams and weight bearing studies for 360° positioning with increments at every 5° for maximum flexibility

Remote Collimator Light

Conveniently turn collimator light on from the wall stand

Smart Button Technology

Rotating the angulation handle from table to wall stand, the buttons for vertical and horizontal movement intuitively swap functions for seamless operation

Table Height Indicator

Ensures optimal working height

Adaptive Optimal Display

As the angulation handle is rotated to the wall stand, the display changes orientation for easy viewing



Simple Service

LED operational status indicators

T.E.C.H.

Table Elevation Control Handle for table top lock release and vertical movements

Features and Benefits



Tube Stand

- Floor-mounted rail for longitudinal positioning to table and wall stand
- Transverse and rotational positioning for broad range of patient exams
- Adaptive Optimal Display shows continuous SID to table and wall stand
- Smart-button technology for ease of positioning

Options:

Trunnion mount

Table

- Elevating, four-way float, flat top for easy transfer and positioning of patients
- 650 pound patient capacity
- Recessed four-pedal design provides easy operation and patient safety
- Collision protection and fail-safe locks for added patient safety
- Table Elevation Control Handle (T.E.C.H.) with lock release
- Indicator light for optimal working table height

Options:

35.5 inch wide table top

Wall Stand

- Center or side-mounted for patient and/or configuration flexibility
- Ergonomic lock release handle for ease of positioning
- Side-mounted and overhead hand grip for patient stability and positioning
- Remote collimator light improves productivity

Options:

Dual-sided lock release

Long format 17 x 51-inch

Innovative Orthopedic Application



17 x 51 inch Long Format Wall Stand

- Single exposure produces 17 x 51 inch image
- Long leg, scoliosis, full spine exams
- Isolate top, middle, or bottom for single 17 x 17 inch image
- Dual-lock release handles and dual-remote collimator light features
- Available with new full rooms suites or as a retrofit to existing x-ray suites

The DFMT Elite...where simplicity meets functionality

- DFMT Elite is fully featured and can be configured with a variety of generators and X-ray tubes to meet the clinical requirements of any imaging environment.
- Traditional floor mount design means no learning curve for the technologist.
- Industry-leading Warranty, Customer Service and Technical Support.
- The DFMT Elite is compatible with all DR solutions.



www.amradmedical.com

SUMMIT INDUSTRIES, LLC
7555 N. Caldwell Avenue, Niles, Illinois 60714
(p) 773-353-4000 | (p) 1-800-729-9729



LITR038-0523