



DFMT Elite

FLOOR MOUNTED TUBE STAND
RADIOGRAPHIC SYSTEM



The **DFMT Elite Floor-Mounted Tubestand System** is designed for high-volume throughput imaging environments such as hospital radiology departments, orthopedics and medical imaging facilities. The DFMT Elite can perform a broad range of exams while optimizing technologist productivity and patient workflow.

The simplicity and functionality of this high-performance medical imaging system provides broad positioning capabilities for patient procedures, including cross table laterals.

DFMT Elite

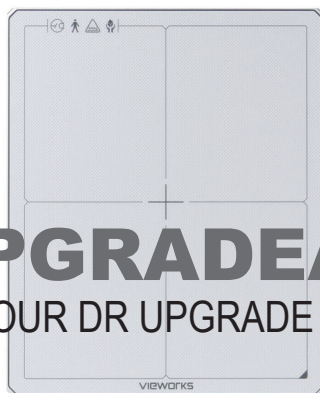
Floor Mounted Tubestand

- Robust design for high-volume facilities
- Smart Button Technology enables buttons for vertical and horizontal movement to intuitively swap functions for seamless operation
- Adaptive Optimal Display changes orientation for easy viewing
- All-locks release button for fast positioning



Easy to use, feature-rich controls allow the technologist to focus on patient care.

DR UPGRADEABLE
ASK ABOUT OUR DR UPGRADE SOLUTIONS




DFMT Elite



Elevating Four-way Float Top Table

- Four-way, floating top permits easy transfer and positioning of patients
- 650 lb. rated patient load
- Recessed foot-treadle allows for safe patient transfer
- Table-top lock release and elevation handle



Technologist-friendly features, such as the table-top lock release and elevation handle make positioning easy, improving patient throughput as well as the patients experience.



EZ lock release



Remote collimator light button on wall stand

Wallstand

- Designed for ease of use and simplicity, the wallstand lowers for weight bearing exams like standing knees
- Ergonomic lock release handle allows for easy positioning of the wall receptor
- Side mounted and overhead hand grip for patient stability and positioning

Specifications

Floor Mounted Tube Stand (J700D)

- 10 ft. rails
- Rotational base, 360° with 90° detents
- Transverse tubearm with 8.5 in. travel
- Angulation dial, operator handgrips and electric locks
- Platform tube mount

DFMT Elite Wall Stand (J1000)

- Heavy-duty wall stand
- Vertical travel of detector center: 16" – 69" above finished floor
- PA hand grips and overhead patient handgrips
- Fully counter-balanced
- Electric locks
- Remote collimator light
- Accepts all size detectors

Elevating Table (S222)


- Elevating four-way float top table with foot treadle control
- 650 lb. rated patient load
- +/- 5 in. transverse travel, 32 in. longitudinal travel
- 84 in. x 30 in. table top, table height 31.5 in.
- Table-top 4-way lock release and elevation handle

Generator options

- 30 - 50kW generator options



is a Trusted Brand of Summit Industries



SUMMIT INDUSTRIES, LLC
7555 N. Caldwell Avenue, Niles, Illinois 60714
(p) 773-353-4000 | (p) 1-800-729-9729
www.summitindustries.net

Since 1984



LITX004-0323
DFMT Elite