



FMT Classic

FLOOR MOUNTED TUBE STAND
RADIOGRAPHIC SYSTEM



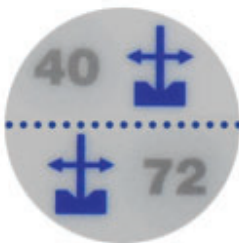
The **FMT Classic System** is an economical and compact system that delivers maximum capability and is designed for use in medium-to-high-volume clinics.

The floor mounted tube design requires only a 85.5" ceiling height, eliminating the need for costly room modifications. Economical and versatile, the FMT Classic can meet the budgetary and space requirements of any facility.

FMT Classic

Floor Mounted Tubestand

- Robustly designed for mid-volume facilities
- Smart Button Technology
- Buttons for vertical and horizontal movement intuitively swap functions for seamless operation
- Large angulation dial illuminated for easy positioning
- All-locks release button for fast positioning



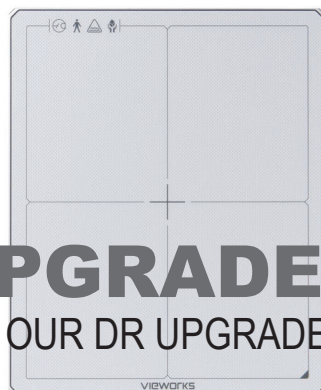
40" & 72" detents



Easy read
angulation dial

Technologist-friendly features, such as the easy-read angulation dial make positioning easy, improving patient throughput as well as the patients experience.

DR UPGRADEABLE
ASK ABOUT OUR DR UPGRADE SOLUTIONS



Elevating Four-way Float Top Table

- Four-way, floating top permits easy transfer and positioning of patients
- Designed for all types of applications, available in 400 lb. patient capacity
- Recessed foot-treadle allows for safe patient transfer



Safety features like the recessed four foot pedal design and features such as the comfortable patient chin rest and one-touch release handle add to the ease of positioning.

Wallstand

- Designed for ease of use and simplicity, the wallstand lowers for weight bearing exams like standing knees
- Ergonomically designed handle allows for easy positioning of the wall receptor



Chin rest



One-touch release handle

Specifications

Floor Mounted Tube Stand (J700)

- 10 ft. rails
- Rotational base, 360° with 90° detents
- Transverse tubearm with 8.5 in. travel
- Angulation dial, operator handgrips and electric locks
- Platform tube mount

CS Classic Wall Stand (S109)

- Counterbalanced column, floor-to-wall mounted
- Grid Cabinet, 17 in. x 17 in.
- Grid: 10:1 ratio, 103 LPI
- Heavy-duty deluxe cassette tray 06338
- Specify left or right load
- Electric locks
- Accepts all size detectors

Collimator

- 150 kVp rated collimator
- Multi-layer, square field
- LASER positioning light
- Tape Measure
- Minimum Inherent Filtration: 2mm Al equivalent
- White LED Light Source
- 6 pairs of shutters

Elevating Table (S211)

- Four-way float top table with foot treadle control
- 400 lb. rated patient load
- +/- 5 in. transverse travel, 32 in. longitudinal travel
- 84 in. x 30 in. table top, table height 31.5 in.


Generator options

- 30 - 50kW generator options

Specifications are subject to change without notice



is a Trusted Brand of Summit Industries



Since 1984

SUMMIT INDUSTRIES, LLC
7555 N. Caldwell Avenue, Niles, Illinois 60714
(p) 773-353-4000 | (p) 1-800-729-9729
www.summitindustries.net



LITX003-0323
FMT Classic